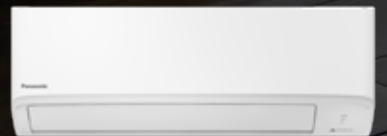


# Panasonic

AIR CONDITIONING  
COOLING | HEATING

R32  
REFRIGERANT



RZ SERIES  
REVERSE CYCLE INVERTER


QUALITY AIR FOR LIFE

# CLASS LEADING FEATURES

## QUALITY AIR FOR LIFE

### QUALITY AIR FOR LIFE

At Panasonic we're committed to delivering more than just cooling and heating solutions, we consistently strive to improve the quality of your air, so that you can improve the quality of your life.



### MARKET LEADING CONNECTIVITY

Control your air in more ways with Panasonic Air conditioning's market leading connectivity; now Google Assistant & Amazon Alexa compatible\*.

Refer to page 5 for terms and conditions.

\*Google is a trademark of Google LLC.

Amazon, Alexa and all related logos are trademarks of Amazon.com, Inc. or its affiliates.

\*Requires CZ-TACG1 (Wi-Fi dongle sold separately)

# AEROWINGS

## SUPERIOR AIR FLOW

Panasonic's air conditioners utilise AEROWINGS technology to deliver precise control of airflow direction, as well as powerful cooling, for a comfortable environment.



ANTI-BACTERIAL FILTER



WARRANTY

## CONTROL, COMFORT & 5 YEAR WARRANTY

As well as a cool comfortable home, a Panasonic air conditioner provides the ultimate peace of mind with our Anti-Bacterial Filter, quiet operation, and our 5 year warranty.

# AEROWINGS



## Shower Cooling

Shower airflow spreads fast, cool and concentrated air across room and to the wall, then showers down gently.

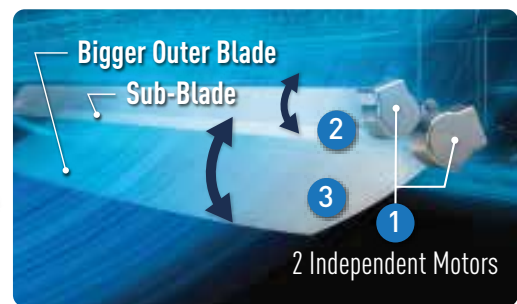



## Fast Cooling

AEROWINGS twin blades direct concentrated airflow downwards to cool you rapidly.

## FURTHER AND FASTER AIRFLOW WITH AEROWINGS

AEROWINGS concentrates cool air for further and faster airflow across the room, to give you and your family an enjoyable family time in a comfortable environment.



### 1 2 Independent Motors<sup>1</sup>

Control the Sub-Blade and Bigger Outer Blade separately.

### 2 Sub-Blade

Compresses and concentrates cool air.

### 3 Bigger Outer Blade

Helps to deliver airflow further.

## EFFICIENT AIRFLOW WITH LOCATION INFORMATION SETTING<sup>1</sup>

Store and set the location of your installed air conditioner unit using the remote controller. Based on location information, airflow will be automatically optimised, sending airflow to the centre of the room. This gives more flexible installation options and efficient cooling enjoyment to its full potential with location information setting.

### With location information


Air flows at the centre to cool evenly.



<sup>1</sup>Applicable to CS-RZ60XKRW, CS-RZ71XKRW and CS-RZ80XKR models only.

### Without location information

Air flows unevenly, reducing cooling efficiency.



# AIR CONNECTIVITY



MANAGE WITH EASE USING PANASONIC COMFORT CLOUD APP & VOICE CONTROL\*



Bringing simplicity and convenience to your fingertips, Panasonic Comfort Cloud application gives you complete control of your air conditioning units anytime, anywhere.

The Panasonic Comfort Cloud application enables your mobile device to act as a remote controller, synchronising with your air conditioner in a matter of seconds. Perfect for multiple air conditioning units in single and multiple locations.

## AIR CONDITIONER WITH OPTIONAL NETWORK ADAPTOR



Optional Network Adaptor (CZ-TAC61)

\*Optional network adaptor is required per indoor unit

\* Requires an Internet connection and the App downloaded from the App store or GooglePlay store on your smartphone or tablet with the latest Operating System available.

\*To use Amazon Alexa to control your air conditioner, you will need an Amazon Echo device.

\* To use Google Assistant to control your air conditioner, you will need a Google Assistant device.

\* Google is a trademark of Google LLC. Amazon, Alexa and all related logos are trademarks of Amazon.com, Inc. or its affiliates.

\* Indoor temperature display and some special function are not available through the App for all models.

\* Indoor image displayed may not match with actual unit.

# PRODUCT LINE-UP

## WALL MOUNTED STANDARD REVERSE CYCLE **INVERTER** Single-Split Type



**CS-RZ25XKRW | CS-RZ35XKRW | CS-RZ42XKRW | CS-RZ50XKRW**



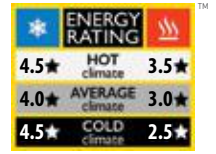
Wireless  
(Standard)



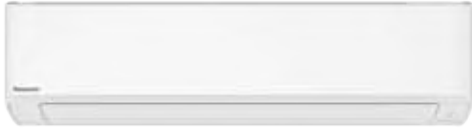
Wired  
CZ-RD514C  
(Optional)



Network  
Adaptor  
CZ-TACG1  
(Optional)



\*Star rating: CS-RZ35XKRW (Residential)



**CS-RZ60XKRW | CS-RZ71XKRW | CS-RZ80XKR**



ANTI-BACTERIAL FILTER

AEROWINGS



### SPECIFICATIONS

MODEL	[240V / 1 Phase / 50Hz]	CS-RZ25XKRW [CU-RZ25XKR]	CS-RZ35XKRW [CU-RZ35XKR]	CS-RZ42XKRW [CU-RZ42XKR]	CS-RZ50XKRW [CU-RZ50XKR]	CS-RZ60XKRW [CU-RZ60XKR]	CS-RZ71XKRW [CU-RZ71XKR]	CS-RZ80XKRW [CU-RZ80XKR]	
Cooling / Heating Capacity	(min-max) kW	2.50 [0.95-3.70] 3.00 [0.90-4.40]	3.50 [1.00-4.20] 4.00 [0.90-5.70]	4.20 [1.15-5.10] 5.10 [0.90-6.80]	5.00 [1.15-6.10] 6.00 [0.98-7.70]	6.00 [1.25-6.90] 6.50 [0.98-8.20]	7.10 [1.70-8.50] 8.00 [1.70-10.60]	8.00 [2.30-9.00] 9.00 [2.20-11.60]	
	(min-max) Btu/h	8,530 [3,260-12,600] 10,200 [3,070-15,000]	11,900 [3,410-14,300] 13,600 [3,070-19,400]	14,300 [3,920-17,400] 17,400 [3,070-23,200]	17,100 [3,920-20,800] 20,500 [3,340-26,300]	20,500 [4,260-23,500] 22,200 [3,340-28,000]	24,200 [5,800-29,000] 27,300 [5,800-36,100]	27,300 [7,840-30,700] 30,700 [7,500-39,600]	
Air Flow	Indoor L/s	188/200	193/202	193/202	208/228	328/339	352/367	367/377	
Dehumid	L/h	1.5	2.0	2.4	2.8	3.3	4.1	4.7	
Electrical Data	Running Current A	2.50/2.80	3.50/3.80	5.00/5.70	6.50/7.30	7.90/8.00	8.80/8.90	11.30/11.40	
	Max Current A	6.4	7.2	8.9	11.0	11.6	14.8	15.8	
	Power Input (min-max) kW	0.57 [0.22-1.20] 0.64 [0.19-1.29]	0.80 [0.22-1.29] 0.86 [0.19-1.65]	1.18 [0.24-1.64] 1.36 [0.20-2.04]	1.51 [0.24-2.10] 1.72 [0.26-2.50]	1.85 [0.35-2.20] 1.89 [0.26-2.64]	2.06 [0.45-2.90] 2.09 [0.40-3.30]	2.44 [0.46-3.10] 2.46 [0.44-3.60]	
AEER / EER ACOP / COP	W/W	4.32/4.39 4.63/4.69	4.33/4.38 4.61/4.65	3.53/3.56 3.73/3.75	3.29/3.31 3.47/3.49	3.23/3.24 3.42/3.83	3.43/3.45 3.81/3.83	3.26/3.28 3.64/3.66	
	Star Rating	Hot Climate Cooling 3.5 Heating 3.5	4.5 4.5 4.0 3.0	4.5 4.5 4.0 3.0	3.5 3.0 2.5 2.5	3.5 3.0 2.5 2.5	3.5 3.5 3.0 2.0	3.5 3.5 2.5 2.0	
TCSPF & HSPF Residential/ Commercial	Hot Climate TCSPF	6.46/7.53 5.12/5.11	6.49/7.36 5.41/5.41	5.45/6.08 4.77/4.78	5.45/6.29 4.65/4.66	5.40/6.19 5.41/5.45	5.37/6.04 5.15/5.16	5.30/5.95 5.02/5.01	
	Average Climate TCSPF	5.77/8.13 4.72/4.86	5.95/8.05 4.89/5.09	5.14/6.88 4.16/4.41	5.17/7.63 4.04/4.30	5.09/7.15 4.52/4.92	5.10/6.83 4.45/4.75	5.03/6.75 4.31/4.60	
	Cold Climate TCSPF	5.94/9.70 4.13/4.37	6.18/9.40 4.25/4.55	5.38/7.85 3.56/3.89	5.47/9.54 3.51/3.83	5.46/8.76 3.91/4.35	5.40/7.99 3.83/4.20	5.34/7.78 3.78/4.14	
Noise Level	Sound Pressure Level <sup>2</sup> dB(A)	Indoor [H / L / Q-Lo]	40/25/19 40/27/21	44/26/19 44/29/22	44/31/28 44/33/28	44/34/28 44/33/29	47/34/33 48/36/33	49/37/34 49/37/34	51/38/35 50/38/35
		Outdoor [H / Q-Lo]	48/43 49/44	49/44 50/45	49/44 51/46	48/43 49/44	49/44 51/46	54/49 54/49	55/50 55/50
	Sound Power Level dB(A)	Indoor [H / L / Q-Lo]	56/41/35 56/43/37	60/42/35 60/45/38	60/47/44 60/48/44	60/50/44 60/49/45	62/53/49 64/52/49	65/53/50 65/53/50	67/54/51 66/54/51
		Outdoor [H / Q-Lo]	63/58 64/59	64/59 65/60	64/59 66/61	63/58 64/59	64/59 66/61	68/63 68/63	69/64 69/64
Net Weight	Indoor [Outdoor] kg	8[25]	8[30]	8[31]	8[35]	12[35]	13[45]	13[60]	
Dimensions	Indoor [H x W x D] mm	290 x 779 x 209	290 x 779 x 209	290 x 779 x 209	290 x 779 x 209	295 x 1,040 x 244	295 x 1,040 x 244	295 x 1,040 x 244	
	Outdoor [H x W x D] mm	542 x 780 x 289	542 x 780 x 289	619 x 824 x 299	619 x 824 x 299	619 x 824 x 299	695 x 875 x 320	795 x 875 x 320	
Refrigerator Pipe Diameter	Liquid Side mm/[inch]	ø 6.35 (1/4)	ø 6.35 (1/4)	ø 6.35 (1/4)	ø 6.35 (1/4)	ø 6.35 (1/4)	ø 6.35 (1/4)	ø 6.35 (1/4)	
	Gas Side mm/[inch]	ø 9.52 (3/8)	ø 9.52 (3/8)	ø 12.70 (1/2)	ø 12.70 (1/2)	ø 12.70 (1/2)	ø 15.88 (5/8)	ø 15.88 (5/8)	
Pipe Extension Length	Min ~ Max (m)	3-20	3-20	3-20	3-30	3-30	3-30	3-30	
Maximum Elevation Length	m	15	15	15	15	15	20	20	
Pipe Length For Additional Gas	m	7.5	7.5	7.5	10.0	10.0	10.0	10.0	
Additional Gas Amount	g/m	10	10	10	15	15	25	25	
Operating Range (Outdoor)	Cooling Degree °C	-10 ~ +46	-10 ~ +46	-10 ~ +46	+10 ~ +46	-10 ~ +46	-10 ~ +46	-10 ~ +46	
	Heating Degree °C	-15 ~ +24	-15 ~ +24	-15 ~ +24	-15 ~ +24	-15 ~ +24	-15 ~ +24	-15 ~ +24	

<sup>1</sup> Indoor temperature display and some special function are not available through the App for all models.

<sup>2</sup> Sound pressure level specification is measured according to JIS C9612.

All models have outdoor power supply and use R32 refrigerant.

All TCSPF and HSPF are two decimal rounding numbers.

Cooling [ ]: Outdoor Unit EER: Cooling Efficiency

Heating [ ]: COP: Heating Efficiency

### SPECIFICATIONS & FEATURES

- Products in this brochure contain R32 refrigerant. Please refer to Panasonic's installation instructions and service manuals before installation and servicing this product.
- Only persons and/or companies qualified and experienced in the installation, service and repair of refrigerant products should be permitted to do so.
- The purchaser must ensure that the person and/or company who is to install, service or repair this air conditioner has qualifications and experience in refrigerant products.
- Suitable access for warranty and service is required.
- Future improvement, specifications, designs of product and availability are subject to change without notice. Please check with your dealer.
- All the specifications except star rating are based on average climate.

### ALL CAPACITY AND ENERGY EFFICIENCY RATINGS ARE BASED ON AS/NZS3823.1.1

COOLING	Indoor temperature	27°C DB/19°C WB
	Outdoor temperature	35°C DB
HEATING	Indoor temperature	20°C DB
	Outdoor temperature	7°C DB / 6°C WB

Running current is at rated conditions (AS3823) and does not include compressor start-up or variations in power supply and load conditions.

# FEATURES EXPLANATION

## ENERGY SAVINGS

### INVERTER CONTROL

Varies the rotation speed of the compressor for higher energy savings.



### ECO MODE WITH A.I.

Auto-adjusts to the optimal ECO level based on heat load conditions and air conditioning cooling capacity.



## COMFORT

### POWERFUL MODE

Pressing the Powerful button cools or heats the room quickly. It provides fast comfort, with full power and a strong airflow. This is perfect for use immediately after coming home, or when unexpected guests arrive.



### QUIET MODE

Enjoy the comfort of running your air conditioner at night for a relaxing sleep.



### PERSONAL AIRFLOW CREATION

Vertical and horizontal airflow patterns can be combined as desired to achieve optimum comfort, with operation possible by remote even from a distance.



\* Applicable to CS-RZ60XKRW, CS-RZ71XKRW & CS-RZ80XKRW.

### SLEEP MODE

Delays off timer with temperature control for better sleep.



### FAN MODE

Allows you to run the fan without any cooling or heating, thus giving just ventilation.



### AUTO CHANGEOVER (INVERTER)

In Auto Mode the unit will select if heating or cooling is required.



### SOFT DRY OPERATION MODE

Starts with cooling to dehumidify, then provides continuous breeze at a low frequency to keep a room dry without much change to the temperature.



### HOT START CONTROL

On the start of the heating cycle and after the defrost cycle, the indoor fan will start up once the indoor heat exchanger is warm.



### AIRFLOW DIRECTION CONTROL (UP & DOWN)

Vertical airflow patterns can be controlled with operation by remote, even from a distance.



\* Applicable to CS-RZ25XKRW, CS-RZ35XKRW, CS-RZ42XKRW & CS-RZ50XKRW

### MANUAL HORIZONTAL AIRFLOW DIRECTION CONTROL

Horizontal airflow patterns can be manually adjusted.



\* Applicable to CS-RZ25XKRW, CS-RZ35XKRW, CS-RZ42XKRW & CS-RZ50XKRW

## CLEANER AIR

### ANTI-BACTERIAL FILTER

The Anti-Bacterial Filter combines three effects in one: anti-allergen, anti-virus and anti-bacterial protection to provide clean air.



### ODOUR-REMOVING FUNCTION

With this function, there's no unpleasant odour when the unit starts up. That's because the fan remains off momentarily, while the source of the odour inside the air conditioner is suppressed.



The unit must be in cool or dry mode and the fan speed must be set to automatic.

### REMOVABLE, WASHABLE PANEL FILTER

Gives you easy access to the filter as well as making the unit easy to clean.



## CONVENIENCE

### 24-HOUR DUAL ON & OFF REAL SETTING TIMER

This feature enables you to preset two different sets of start/stop operation timer (hour and minute) within a 24-hour time frame.



### 3RD PARTY CONNECTIVITY

Allows limited control from an external source when wired to do so.



### WIRED REMOTE CONTROL

Control at the unit from fixed location where wired remote controller is installed.



### DEMAND RESPONSE ENABLING DEVICE (DRED)

Allows Electrical Utility Companies to regulate the power supply to the units if connected.



### LCD WIRELESS REMOTE CONTROL

Easy control of the unit from anywhere in the room.



### WIRELESS LAN REMOTE CONTROL FOR INTERNET CONNECTION (OPTIONAL)

Control air conditioners remotely by turning your mobile device into a remote controller using internet connection.



\* Network adaptor (CZ-TAC01) is required

## RELIABILITY

### RANDOM AUTO RESTART

When multiple units are connected and there is a power outage, they will turn on at different times in order to not spike the power supply.



### BLUE FIN CONDENSER

Extra protection from the elements with a longer lasting coil.



### TOP-PANEL MAINTENANCE ACCESS

Easy access for maintenance.



### LONG PIPING

Long piping offers more flexible installation options.



20m: CS-RZ25XKRW, CS-RZ35XKRW & CS-RZ42XKRW  
30m: CS-RZ50XKRW, CS-RZ60XKRW, CS-RZ71XKRW & CS-RZ80XKRW

### SELF-DIAGNOSTIC FUNCTION

Should a malfunction occur, the unit diagnoses the problem and shows the corresponding alphanumeric code. This allows for quicker servicing.



## OUTDOOR UNIT



CU-RZ25XKR  
CU-RZ35XKR



CU-RZ42XKR  
CU-RZ50XKR  
CU-RZ60XKR



CU-RZ71XKR



CU-RZ80XKR

AIR IS LIFE

AIR IS COMFORT

AIR IS ENERGY

**QUALITY AIR FOR LIFE**

- Please read the Installation Instructions carefully before installing the unit, and the Operating Instructions before using it.
- Specifications are subject to change without prior notice.
- The contents of this catalogue are accurate as of October 2021.
- Due to printing considerations, the actual colours may vary slightly from those shown.
- All graphics are provided merely for the purpose of illustrating a point.



Do not add or replace refrigerant other than the specified type. Manufacturer is not responsible for the damage and deterioration in safety due to usage of other refrigerant.

Authorised Dealer

21RAC1001RZ

## Panasonic Australia Pty. Limited

1 Innovation Road,  
Macquarie Park,  
NSW 2113  
ACN 001 592 187  
ABN 83 001 592 187  
Website : [aircon.panasonic.com.au](http://aircon.panasonic.com.au)

**Panasonic**

AIR CONDITIONING